




June 2026

Vol. 68, Issue 06



Editor's Model of the Month

I would be flagged for Unsportsmanlike Conduct if I chose my own model for this feature... plus, well, they weren't as cool. Instead, I chose Rick Montgomery's 1st-place Bring-n-Brag submission for May's category: Freight Cars. Rick used a combo of MDC boxcar, Walthers depressed-center flat, and Athearn caboose. All painted with Krylon paints and K4 decals. The transformer is also a Walthers piece, "secured" with floral wire. I'm a fan (and onetime contract employee) of the once-great Westinghouse Electric Company. Guest Editor – Dennis Lippert

Meeting Schedule

June 28, 2026 - Division 2 Meeting, 1:30pm
Marshall Township Municipal Building
525 Pleasant Hill Road
Wexford, PA 15090
Program: Neal Schorr, "Modeling Realistic Houses"

July 11-12 - Not a meeting... but this the weekend that a Union Pacific BIG BOY will visit Pittsburgh for the first time in history!

July 19, 2026 - Division 2 Picnic, 12 noon
Henle Park
Ferry Street
Leetsdale, PA 15056
Meeting to be held during Picnic

August 2026 – NO MEETING

Bring'n'Brag Categories

- Jan 18** Anything Goes
- Feb 15** Motive Power: Diesel / Electric / Traction
- Mar 15** Motive Power: Steam
- Apr 18** ** Jamboree ** | "Extra" Contests
- May 17** Freight Cars
- Jun 28** Non-Revenue Cars (incl. Caboose)
- July 19** ** Picnic ** | Vehicles
- Sep 20** Passenger Cars
- Oct 18** Non-Railroad Structures
- Nov 15** Photos: Model RR and Prototype

Submission Deadline for next Flyer:
July 5, 2026

Visit us online at
keystonedivision.org

Get the Color Version of the Keystone Flyer — as well as Online Extras — as soon as it comes out and other Division 2 news flashes and announcements via email. Contact Susan Werner:



From the Super's Desk

Do you have a posse?

Well, maybe you call it a gang (in the good sense of the word), a circle of friends, people who you influence and / or are influenced by, an entourage (if you're a rock star), your Facebook friends or a coffee clutch. The 90's era term "posse" (not the deputized band of wild west sheriff's helpers) just sort of popped into my head. But they all mean the same thing.

How many of your posse are model railroaders? If not many, I have another two questions:

Have you thought about introducing members of your current posse to model railroading?

What are your plans for expanding your posse?

At last month's meeting, Dennis Coglianese asked for ambassadors to assist members of our division in getting started or helping to learn new areas in the hobby. While no one needs permission to reach out, I encourage you to communicate with him to avoid duplicating effort. At the same time, we should all be looking to help division members where we can. Everyone knows something and maybe that knowledge can help people build their layouts.

Please put your thinking caps on and send Membership Chair Ken Hanawalt some potential member candidates or suggestions as to where Division 2 should be looking to expand our own posse. Giddy-up!

... *George Pandelios*



Union Pacific 4014 (Big Boy) is coming to town!! It will spend July 4th-5th in Philadelphia, but before then you might catch it at Steamtown Scranton (June 15-30).

Or, if you can contain yourself long enough, it will come through PITTSBURGH on Saturday July 11th!

The all-NS routing appears to be PRR mainline Altoona-Pitcairn, then Port Perry to Homestead and the South Side, then OC Bridge to the Fort Wayne line... arriving Conway at about 7pm (no public viewing).

It will head west (Youngstown line to Struthers OH) 9am Sunday morning.

You can follow published updates at UPSteam.com.

Executive Officers

Superintendent

George Pandelios

Assistant Superintendent

Dominic Martinelli

Chief Clerk

Dennis Lippert

Treasurer

Jeff Gregg

Line Officers & Committee Chairs

Webmaster

Tom Gaus

Membership

Ken Hanawalt

Company Store

Susan Werner

Keystone Flyer Editor

Patrick Altdorfer

Bring 'n' Braq

Chair currently vacant

Achievement Program

Dennis Vaccaro, Chair

Susan Werner, Asst. Chair

Model Railroad Jamboree

Grier Kuehn

Neal Schorr

Modular Layouts

FreeMo (HO scale)

Rick Montgomery

T-Trak (N scale)

Richie Jodan

Jim Braum

S-Mod (S scale)

Jim Whipple

Kevin Squire, Reg. Coord.

The *Keystone Flyer* is published ten times a year by Division Two of the National Model Railroad Association, Mid-Central Region. Subscription to the *Flyer* is included with your NMRA membership and sent via e-mail directly to each member who chooses to receive the newsletter in this format. Alternatively, you may also read the *Flyer* online, or download a copy onto your computer or mobile device by navigating to the link on the Division Two website [www.keystonedivision.org]. Members without internet access or an e-mail address may request a printed copy from the Division; please send your name, address, and phone number to: Patrick Altdorfer, Editor, 6333 Morrowfield Avenue, Pittsburgh, PA 15217. **Pike ads** are available to publicize your home or club model rail empires for a \$15.00 yearly fee. You may supply artwork or have it produced by the editor for a nominal fee. Pike ads are also posted in full color on the Division website.

Minutes

Dennis Lippert

NMRA MCR Keystone Div 2 MINUTES, May 17th 2026 Membership Meeting Ohio Valley Lines Club – Ambridge PA



Meeting was called to order by our new Superintendent, George Pandelios at 2:30 sharp.

No new members or guests made their presence known.

The minutes of the April “mini meeting” at the Jamboree were approved on a motion by Dennis Vaccaro, seconded by Susan Werner.

Committee Reports:

Newsletter Editor – Denny Lippert is filling in for Pat this month.

Treasurer – Jeff Gregg gave the overall finance report. George gave a report from Andy Blenko on the finances from the Jamboree. Both were filed.

Program – George reported that next month’s meeting will be at the Marshall Twp Municipal Building, hosted by Neal Schorr. Neal, George, and Dennis Coglianese will have their layouts open prior. (see Pp. 6-7 in the *Flyer*).

Company Store – Susan Werner reported nothing new.

Membership – Ken Hanawalt reported that we stand at 176 members.

T-Track – Jimmy Braum reported no train shows are imminent.

Freemo – Rick Montgomery has not yet heard from Greenberg about their summer show.

Social Media – Jimmy: POST! Also, our new Podcast will possibly begin production this month.

Jamboree – Grier Keuhn reported that attendance was up slightly from last year, and that no major “glitches” affected the event. He gave special thanks to anyone who donated raffle/door prize items. Neal Schorr simply added thanks to everyone who participated.

Achievement Program - Dennis V, had awards to present to three members: Jimmy Braum, Keith Devault, and Neal Schorr. See Pp 9 of the online *Flyer* for details.

No **Old Business** was presented.

Under **New Business**, we are soliciting a NEW CHAIRPERSON for the Bring N Brag committee. Please volunteer!

For the Good of the Division

Kevin Squire wanted to thank Tom Gaus for the excellent depth of Jamboree info on the website, helping to entice attendees to... attend.

Jimmy Braum reported 2x as many visitors to his layout on the Sunday after, as compared to prior open houses.

Jimmy also reported that a couple of friends of the East Broad Top railroad’s General Manager were attendees at the Jamboree.

After some prodding, the chair recognized Dominic Martinelli with the Bring n Brag results.

3rd: Tie between Rich Reichenbach and Dennis Lippert

2nd: Vinny Kaplack

1st: Rick Montgomery

Dennis Coglianese reported that the new “Ambassador” program has borne its first fruit... with him hosting the first “scenery mentor group” - contact Dennis for details.

George added that, while we have formally set up a few ambassadors, EVERY member should act as an ambassador for the Division when the opportunity presents itself.

Our next meeting is June 28th (a week late due to Fathers Day) at Marshall Twp. Neal Schorr noted that his clinic will be applicable to ALL SCALES. And a reminder that three layout will be open!

Ken Hanawalt moved to adjourn. Susan Werner seconded. Meeting was adjourned at 2:51.

Respectfully Submitted,
Dennis Lippert, Chief Clerk



May's category was Freight Cars. I must say, the "modern era" guys made a good showing this time around!

First place went to Rick Montgomery for his trio of (W) specialty cars (see front cover).

Second place was won by Vinny Kaplack for this DJ Joseph ex-RDG hopper car (left).

And third place was a TIE between Rick Reichenbach with his two transition-era ice reefers, and Dennis Lippert with a pair of 80's vintage PS-1 boxcars (below).

*All winners were HO Scale this month



The Bring'n'Brag contest for the June meeting will be on the topic of **Non-Revenue Equipment (including cabooses)**. Please remember that your model must be submitted no later than 2pm in order to be entered in the contest, so be sure to submit your entry as soon as you arrive. This should be easy since we have been starting our gatherings at 1:30pm for a Social Hour before the actual business meeting begins. **NOTE: WE ARE SEEKING A NEW BRING 'N' BRAG CHAIR! VOLUNTEERS PLEASE STEP FORWARD!**

Scotia Harbor
& Moose Point
Railway
The Downeast Route

Susan Werner, CEO
292 Salem Church Rd.
Belle Vernon, PA 15012
swerner48@yahoo.com

Cumberland and
Lake Erie Railroad



"The Laurel Ridge Route"

D. E. Baker, V.P. of Operations
118 Laurlis Lane, Johnstown, PA 15904 dbakerrr@aol.com



HUNTINGDON
NORTHERN
RAILWAY



"THE ALLEGHENY ROUTE"

R.J. Prehoda, Operations Manager

Serving Southwestern Pennsylvania with connections to:
B&O, CP&W, Erie Lackawanna, N&W, NYC, P&WV, PRR, WM



Turtle Creek Railroad

"The Hardshell Route"

Ken Hanawalt, MMR

email: TurtleCreekRailroad@gmail.com

Operators Welcome!

Snappy Service



MIDWEST R&R


Where Switching & Local Freight is Our Business



Owner & Operator
Bob DiBenedetto



rdemds40@yahoo.com



PRR Panhandle Division



George Pandelios Chief Engineer
Member: NMRA, TCA, PRRT & HS



The ASPEN SUB along the B&O
from Morgantown to Keyser

Keith and Janet DeVault

546 Aspen Street, Morgantown, WV

The D-n-D LINE, trains at the Most Ut!

A "loose" part of the BLE RR

One Module: the road to Nowhere!

Many Modules: the road to Everywhere! Free-Mo!



PATH VALLEY LINES

HO/HON3



South Penn
Branch

Vagel Keller, Gen'l. Manager
vckeller@comcast.net




FREEPORT AND CONEMAUGH

The Yellowjacket Line

SALTSBURG AND SLICKVILLE

Serving PA Coal Country

Robert Livrone, Owner/Operator Lower Burrell, PA

**PENNSYLVANIA RAILROAD
MIDDLE DIVISION**

Hey kids, you too can be a fan of the
great Standard Railroad of the World!

Neal A. Schorr - Owner & Chief Engineer



MJC + LRR

RH Montgomery: Owner & Chief Engineer
Ohio River Northern Railway Club
Northern Division

"The Route of Steel Country"


YOUR PIKE AD HERE



**FORKS RIDGE
RAILWAY**

Gary P. Nastase - President & CEO
Kathleen A. Nastase - Train Wifey ... R.I.P.
207 State Street
Woodbury, PA 16695
Gumby15921@gmail.com

Route of the
Whitetail



15
LAYOUTS
AND
GROWING

N-HO-O-G

THE O.R.N.Ry BUNCH



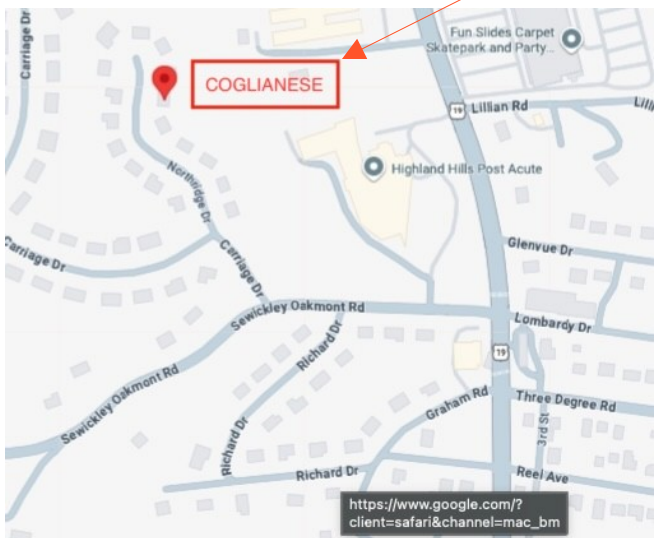
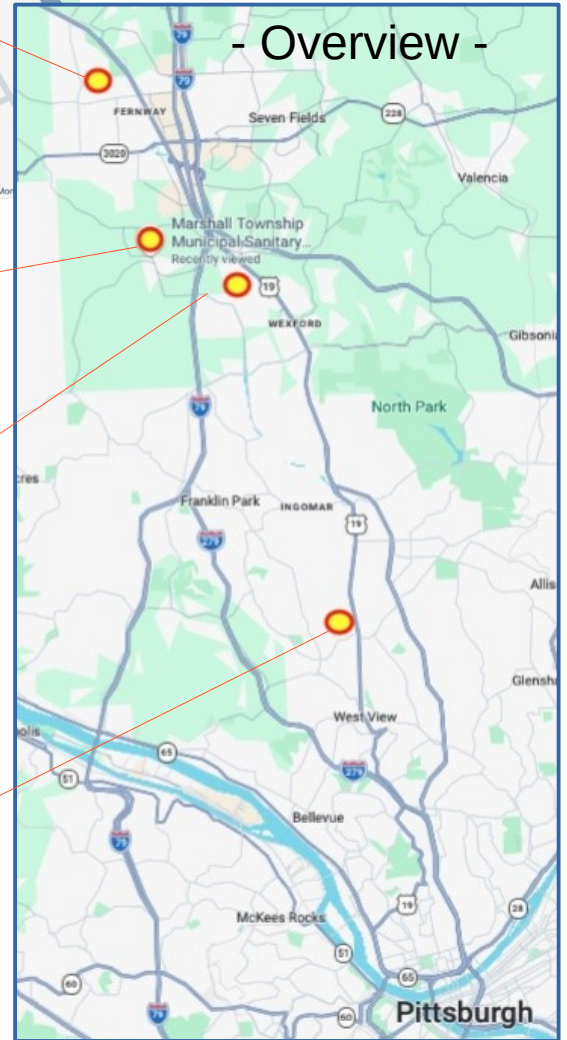
PANHANDLE BRIDGE STEUBENVILLE, OHIO

Contact:
Robert DeBenedetto
rdemds40@yahoo.com
(740) 381-4585

NEW MEMBERS
WELCOME

OHIO RIVER NORTHERN RAILWAY CLUB

JUNE MAPS



MEETING TIMETABLE

Marshall Twp Municipal Bldg:
525 Pleasant Hill Rd #200, Wexford, PA 15090

There will be THREE layouts open in conjunction with this month's meeting.

All are within FIVE MINUTES of Route 19.

In order from Pittsburgh, heading North:

Dennis Coglianese
110 Northridge Dr. Pittsburgh, PA 15237
open from 10:00am until 1:00pm
(approx 20-25 minutes SOUTH of meeting site)

Neal Schorr
115 Hilltop Lane Wexford PA 15090
OPEN from 11:30 until 1:30

George Pandelios
420 Wealdstone Rd, Cranberry Twp, PA 16066
open 11:00 am to 1:00 pm and 4:30 pm to 6:00 pm
(approx 10-15 minutes NORTH of meeting site)

June 28: Wexford, PA

Our June monthly meeting will be held on the 4th Sunday of June — that is the Sunday after Father's Day — at the Marshall Township Municipal Building (525 Pleasant Hill Road, Wexford, PA 15090). After the meeting, Neal Schorr will present a clinic entitled "How to Model Realistic Houses on Your Layout," in which he will show you techniques to both kitbash and scratchbuild models of homes that are highly realistic. This includes homes common in the real world but that are seldom modeled. It covers topics such as how to modernize century old frame homes as they would appear in today's world as well as more modern homes. Also included are techniques for including integral garages which postwar homes in our part of the country often have yet are rarely seen on model railroads. **This presentation is relevant to all scales.**

*The maps provided are for general orientation; as always, **please use a real map (or GPS) to plan your trip.***

Division 2 Picnic Sunday, July 19, 2026 12 noon until we're stuffed

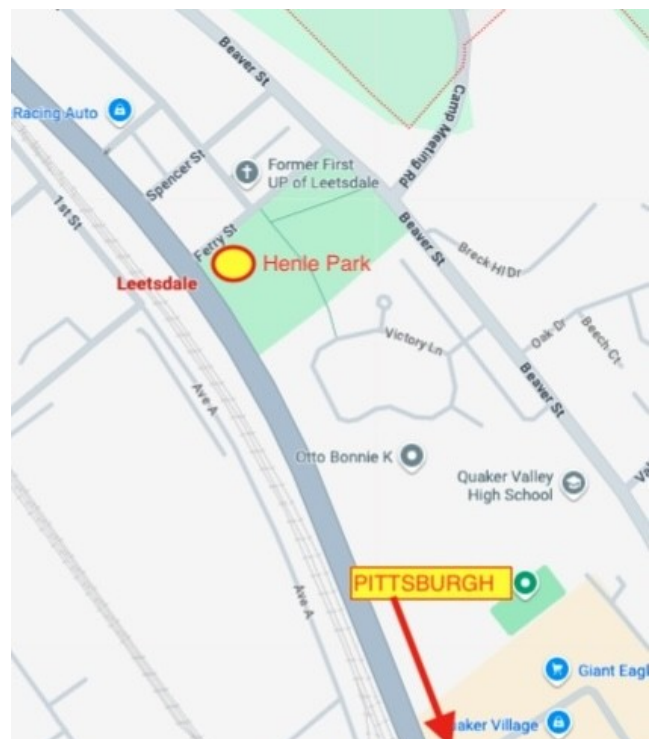
Henle Park
Ferry Street
Leetsdale, PA 15056

Meeting to be held during Picnic

As Always, Division 2 provides the Burgers, Dogs, Buns and Drinks.

Attendees are asked to bring a side or dessert sufficient for several folks.

Please RSVP Dominic Martinelli to let him know how many will be in your party, and what you are bringing!



The Keystone Flyer

Division Two, NMRA, MCR
P.O. Box 223
Gastonville, PA 15336

NEXT MEETING:
Marshall Township Municipal Building – June 28


Montour Railroad

FAST FREIGHT SERVICE
EMPLOYEE OWNED
SINCE 1985
JEFF GREGG - PRESIDENT
Phone 724-348-5855
Finleyville, PA



ERIE Connecting Railroad Company

Richard Reichenbach - Operations Manager
162 Clearwater Drive, Ellwood City, PA 16117
Ricky759@outlook.com



Mon Valley Railroad Historical Society
5000 Greenbag Road, Unit D-13
Morgantown, WV 26501

Meeting Thursdays at 7:00 PM

www.MVRRHS.org
Call Rich Henderson (304) 276-1046 for more info



**MID-MON VALLEY
MODEL RAILROAD
CLUB**



159 Main Street, New Eagle, PA
Meetings: Fridays 7:30 pm



Visitors Welcome
MEMBERSHIP OPEN

FRIDAYS 7pm-2am
SUNDAYS 1pm-7pm

2209 Walnut St. McKeesport, PA
mckeesportmodelrr.com



- HO & N Scale Layouts
- T-TRAK Modular Display Layout
- Extensive Library & Video Collection

OHIO VALLEY LINES

1225 MERCHANT ST AMBRIDGE PA 15003
www.ohiovalleylines.org info@ohiovalleylines.org
Open Every Monday 7:30PM – 10:00PM Memberships available!!

All aspects of "S":

- Scale • Narrow Gauge
- Hirail • American Flyer
- Monthly meetings
- Two portable layouts
- Membership open**

Contact: Jon Knox 724-287-6829



**BEAVER COUNTY
MODEL RAILROAD and HISTORICAL SOCIETY**

416 6th St.
Monaca, PA 15061



Visitors Welcome



Worknights: Tuesdays 7:30
www.bcmrr.railfan.net

ACHIEVEMENT NEWS



Dennis Vaccaro, our NMRA Achievement Program chairman, presented awards to three of our members at the May meeting.

Jim Braum (left) received a Model Railroad Engineer - Electrical certificate.

Keith DeVault (bottom left) received a Merit Award for Superior Craftsmanship for his Kingswood Station model.

And Neal Schorr (below) received a Certificate for Master Builder – Prototype Models



GUEST COLUMN

On Operation, Part 7 : Making Car Cards

by Ken Hanawalt, MMR

This is one of a series of monthly columns about layout and operating system design. In the previous column, I offered some opinions comparing two common methods of generating paperwork to guide an operating session (switch lists and car cards). It is time to show some gritty details, so I will describe a car-card printing method here.

There have been a number of car-card designs over the years. The more recent ones usually employ envelopes with car identifications on them. A removable waybill containing a list of destinations to be visited by the car is inserted in each envelope. The waybill is rotated and/or turned over to show one destination at a time. When the last destination has been reached, the waybill can be removed to expose a final or return destination for the car that is printed inside the envelope, and eventually a new waybill is located and inserted in the envelope for the car. You can purchase blanks for both parts from Micromark and write the data on them or you can print the envelopes and waybills on a home printer.

There are two programs available on the web (dallasmodelworks.com and albionsoftware.com) to generate and print car-card envelopes and waybills, but I have not used either of them, and some reviews are not especially encouraging. But there is also a good web page by Chris van der Heide at <https://vanderheide.ca/blog/2018/01/04/excel-car-cards-and-waybills/> in which Chris includes an Excel spreadsheet and shows how to use it to generate and print car-cards, destinations, and then use the other two sheets to print groups of envelopes and waybills. What follows is a summary to illustrate the process using my Julius FreeMoHO module as an example.

The main insight is that spreadsheet programs can print text that is rotated to the left or to the right but usually not upside down, so we print the waybills sideways on the paper. After the waybills are printed and cut apart, we can put them in the envelope to show only the next destination. The fronts of cards for the first three cars for the Julius FreeMoHO example data are shown below, turned the way they were printed.



The spreadsheet file has three pages named Sheet 1, Sheet 2, and Sheet 3. Sheet 1 has a list of cars and their destinations. Sheet 2 is ready to use to print unlabeled envelopes. Sheet 3 is ready to use to print waybills like those shown above for the cars you list on Sheet 1.

To use this system, you will have to download the spreadsheet file and replace the sample car data on Sheet 1 with data for your cars and their destinations. The clip below shows a few lines of Sheet 1 for the Julius module example. The Car ID column is just an index for each car. These must be in order, without skips or repeats. The Car Mark column can be whatever text you want to have on the top line of your car-card waybills. I prefer to have a car-type abbreviation and the railroad initials and car number, I use abbreviations like TK or BX, but you might want to use the AAR symbols.

GUEST COLUMN

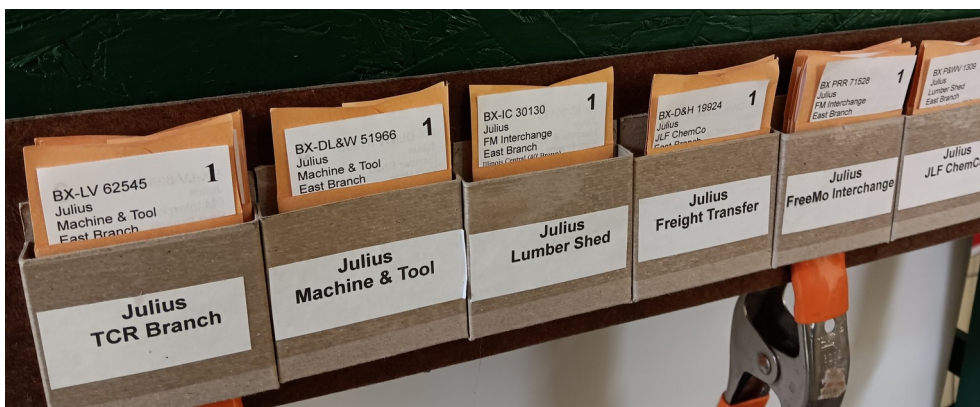
The Car Description column can be whatever you like to help your operators identify the car. The car destination columns should contain two to four destinations (in whatever format you like) showing where the car is to be delivered. I use the Town name (always Julius in this example) a spur name, and a train name or type (always East Branch in this example). The essential parts are the car ID, car reporting marks, destination town, and destination spur. Any other parts can be left blank or formatted however you prefer. Note – you can use Control-Enter to insert a line break inside a spreadsheet cell as in the Car Description and Destination cells.

Car ID	Car Mark	Car Description	Destination 1	Destination 2	Destination 3	Destination 4
1	TK AMOX 1260	Amoco 40ft Silver Tank ID#1	Julius FM Interchange East Branch	Julius Fuel & Oil East Branch	Julius FM Interchange East Branch	Julius Fuel & Oil East Branch
2	BX B&O 455356	Baltimore & Ohio 40ft Brown Box ID#2	Julius Freight Transfer East Branch	Julius Ag Supply East Branch	Julius Machine & Tool East Branch	Julius Lumber Shed East Branch

When you have Sheet 1 ready, you can click on Sheet 2 of the spreadsheet file to print envelopes. You can print as many copies of this sheet as you need. Each printed copy of the sheet will produce six blank envelopes arranged horizontally. These are to be cut apart, folded, and taped on the sides like the Micromark blanks. If you are satisfied with blank envelopes, no changes are needed to this page. But if you want car identifications on the envelopes, you will need to modify the spreadsheet as described in the detailed instruction or use the Excel spreadsheet from the vanderheide site.

Finally, you can click on Sheet 3 of the spreadsheet file to see car and destination data displayed from the data you supply on Sheet 1. Sheet 3 will display data for 12 cars at a time. The cars shown will be the 12 cars from your list starting with the car whose index is in cell B1 of Sheet 3. So to see cars 1 through 11, set B1 to 1. To see cars 12 through 23 (the second set of 12 cars), set B1 to 12, and so on. When you change the value in cell B1, the spreadsheet will show the waybills selected to be printed. When you select “Print” from the File menu, the currently shown page of waybills will be printed.

Another part of using a car-card system is attaching boxes to the fascia to hold the cards during operating sessions. See the photo below of card boxes on the front of the Julius module. A future column will discuss making and using the boxes.



If you have questions, or if you would like to try operations on the TCR, you may send a message to me. Operation is a key to long-term layout enjoyment.

Modeling Concrete

A Mini-Clinic by George Pandelios

Q. What color is concrete?

A. Many – gray, green, yellow, tan, brown. Color varies by age, composition, and exposure to weather and pollution.



This concrete is nearly 100 years old and is yellowish in color.

Rustoleum Satin Strawflower (#249065)
Rustoleum Multicolor Textured Desert Bisque (#223524) – apply and wipe off
Weathering powders for rust and grime
India Ink wash for grime – get into the seams (3/4" stacked poplar simulates concrete rings)
DullCote

This concrete is 31 years old at the time of the photograph and is gray / tan in color.

Krylon Camouflage Khaki (#4291)
Apply Tamiya Putty to fill in the gaps between the curb and the road
Apply Tamiya XF-57 Buff to spots along the curb
Use pencil to mark construction joints
Fix lines with Vallejo Matt Acrylic Varnish (28.531)
India Ink wash for grime – spread liberally with sponge brushes

More Concrete Examples



No color photo? The fallback color is Krylon Camouflage Khaki (#4291)



Open Hearth Pouring Floor (Layered Approach)

Rustoleum #223524 Desert
Bisque simulates concrete
Rustoleum Aged Iron texture
paint (#223525) applied over
it for the granular look

Testors #1180 Steel paint
portrays spilled steel