



July 2026

Vol. 68, Issue 07

Editor's Model of the Month



Bob DiBenedetto won first place in the Bring 'n' Brag contest at the June meeting for his Ohio Central transfer caboose. He painted and weathered this HO scale model. See all of the other fine models submitted to the contest on page 4.

Meeting Schedule

July 19, 2026 - Division 2 Picnic, 12 noon
Henle Park
Ferry Street
Leetsdale, PA 15056
Meeting to be held during Picnic

September 20, 2026 - Division 2 Meeting, 1:30pm
Weirton Area Museum & Cultural Center
3149 Main Street
Weirton, WV 26062

October 18, 2026 - Division 2 Meeting, 1:30pm
Meeting Site TBD
Steubenville, OH

Bring'n'Brag Categories

- Jan 18 Anything Goes
- Feb 15 Motive Power: Diesel / Electric / Traction
- Mar 15 Motive Power: Steam
- Apr 18 ** Jamboree ** | "Extra" Contests
- May 17 Freight Cars
- Jun 28 Non-Revenue Cars (incl. Caboose)
- July 19 ** Picnic ** | Vehicles
- Sep 20 Passenger Cars
- Oct 18 Non-Railroad Structures
- Nov 15 Photos: Model RR and Prototype

**Submission Deadline for next *Flyer*:
July 26, 2026**

Visit us online at
keystonedivision.org

Get the Color Version of the Keystone Flyer — as well as Online Extras — as soon as it comes out and other Division 2 news flashes and announcements via email. Contact Susan Werner:



From the Super's Desk

I have found that every experience and event in life teaches you something. Some lessons are positive: a new glue, a technique that produces great outcomes, or a new way of looking at things that expands your talents or knowledge. Others teach you what not to do: don't touch that hot stove, skip that product that doesn't live up to the hype, or discard the approach that looks good on paper but generates chaos when actually applied.

Last month (June 4-7) I attended the MCR Convention in Dayton and my first Regional Board of Directors meeting. I learned many things, some of which are even useful. I won't bore you with the mundane, but the biggest lesson I took away from the convention was this: we are blessed. I mean it. Division 2 is blessed with some of the most active, passionate, and competent people around. Further, we are blessed with a collective sense of friendship that makes this division strong and a friendly place to enjoy our hobby.

That spirit of friendship showed up again at our June 28th meeting at the Marshall Township Municipal Building. I saw a bunch of friends having fun visiting with each other and socializing. The layout tours, mini-clinics, and main clinic were well-attended and very lively with lots of good information being exchanged. It's true: Model Railroading is fun!

If you are reading this and haven't been to a meeting lately, please think about attending. Our next meeting is in July (a change from the past) and it's the annual picnic!

... *George Pandelios*



Union Pacific 4014 (Big Boy) is steaming through Division Two on Saturday, July 11th, so if you are interested in seeing one of those "Giants" that were featured in the Jamboree lunchtime film in April, get out there trackside (stay back at least 25 feet!) along the NS right-of-way and get your cameras ready. Its route takes it across the Port Perry bridge, through Homestead, along the elevated trackage through the South Side and McKees Rocks, then crossing the OC Bridge at Brunot Island and continuing along PA Route 65 (the Fort Wayne branch) to a half-hour whistlestop at 6:15pm in Leetsdale at 1st Street/Avenue A and Ferry Street (across PA-65 from Henle Park), before tying down at Conway Yard for the evening. On the 12th, it will continue west into Ohio. For the most up-to-date details, check in with the UP itself, which is publishing updates at UPSteam.com and also offers a UP Steam Tracker website with a route map.

Executive Officers

Superintendent
George Pandelios

Assistant Superintendent
Dominic Martinelli

Chief Clerk
Dennis Lippert

Treasurer
Jeff Gregg

Line Officers & Committee Chairs

Webmaster
Tom Gaus

Membership
Ken Hanawalt

Company Store
Susan Werner

Keystone Flyer Editor
Patrick Altdorfer

Bring 'n' Brag
Dave Martinelli

Achievement Program
Dennis Vaccaro, Chair

Susan Werner, Asst. Chair

Model Railroad Jamboree
Grier Kuehn

Neal Schorr

Modular Layouts

FreeMo (HO scale)
Rick Montgomery

T-Trak (N scale)
Richie Jodon

S-Mod (S scale)
Jim Whipple

Jim Braum

Kevin Squire, Reg. Coord.

The *Keystone Flyer* is published ten times a year by Division Two of the National Model Railroad Association, Mid-Central Region. Subscription to the *Flyer* is included with your NMRA membership and sent via e-mail directly to each member who chooses to receive the newsletter in this format. Alternatively, you may also read the *Flyer* online, or download a copy onto your computer or mobile device by navigating to the link on the Division Two website [www.keystonedivision.org]. Members without internet access or an e-mail address may request a printed copy from the Division; please send your name, address, and phone number to: Patrick Altdorfer, Editor, 6333 Morrowfield Avenue, Pittsburgh, PA 15217. **Pike ads** are available to publicize your home or club model rail empires for a \$15.00 yearly fee. You may supply artwork or have it produced by the editor for a nominal fee. Pike ads are also posted in full color on the Division website.

June 28, 2025 Business Meeting

Meeting was called to order at the Marshall Twp. Municipal Building by Superintendent George Pandelios at 2:30pm. Our host Neal Schorr thanked Asst Superintendent Dominic Martinelli for his logistical help with opening the facility/etc while Neal hosted a pre-meeting layout tour. No new members or guests were in attendance. The minutes of the May meeting were approved on a motion by Susan Werner, seconded by Mark Vinski.

Committee Reports

Keystone Flyer: Patrick Altdorfer was not present.

Financial: Jeff Gregg gave his report. All is well.

Programs: Asst. Superintendent Dominic Martinelli stated the July meeting is the PICNIC. See elsewhere in the Flyer for more details. BYOC: Bring Your Own Chair! No meeting in August. September meeting will be at the Weirton Area Museum & Cultural Center, October in Steubenville.

Company Store: Susan Werner had little to report, but she has some FREEBIES to take.

Membership: Ken Hanawalt said reports that we're up 3 members this month... the folks who signed up at the Jamboree are now officially on the books.

Financial Oversight: No report.

Website: No report.

T-Trak: No report.

FreeMo: Dave Martinelli spoke for the group. We will next be at Greenberg in late July, if we're invited (no word yet).

Social Media: George reported that Jim Braum is still working to start the Podcast series soon.

Jamboree: No report.

Achievement – Dennis Vaccaro reported no new items received this month, but one was submitted to regional. Reminded all to GET INVOLVED. Go for a Golden Spike award!

Bring 'n' Brag – Domenic reported that we need a new chairman. Deciding to keep it "in house," Dave Martinelli volunteered to replace Domenic in the role. There were 8 entries in today's contest.

No Old Business was presented.

New Business: Dennis Coglianesi reported that he and Bob DiBenedetto are now the new "ambassadors" for the Division. They will now begin to work on making sure to welcome new members personally.

Next meeting will be the PICNIC on July 19 in Leetsdale. Today's clinic is upgrading model houses for your layout by Neal Schorr.

With no additional business, Dennis Vaccaro moved to adjourn, seconded by Keith DeVault. The meeting adjourned at 2:45pm.



Summer Picnic Time!

Keystone Division's annual Summer picnic will soon be here! It is **Sunday, July 19** at our usual location, **Henle Park in Leetsdale**. As well as train-watching, the Splash Pad will be available for children of all ages. If you're attending: RSVP to me via e-mail no later than July 10. Make sure to include how many people will be in your party and what food (side-dish or dessert) you will bring. *[Bring 1 serving for every item you will put on your plate (usually 6) times the number in your party.]*

And as is standard procedure, the Division will supply the meat, bread, sodas, and water.

Please Volunteer!

In order to make the picnic an enjoyable event for everyone (including those helping), I am asking for volunteers to assist in these areas (so far):

- 1) **Set-up Crew:** 3-4 folks to handle table set-up, garbage bags, utensils, prepare the grill, and basically get the party started.
- 2) **Coolers & Ice:** We need 4 people to sign up to bring a good-sized cooler with ice.
- 3) **Cooks:** We will need 4 folks who will rotate in this duty. Hamburgers and Hotdogs are on the menu.
- 4) **Tear-down Crew:** 3-4 folks to handle clearing up the tables, putting out the cooking fire and disposing of the ashes, picking up any stray trash, etc.

Please sign-up on the sheet at the June meeting or send me an e-mail to let me know where you can help. There is a lot of equipment and food to transport to this event, so help is needed there as well.

And please don't hesitate to contact me with suggestions or questions.

Dominic Martinelli, Assistant Superintendent

At the June meeting in Marshall Township, Dave Martinelli volunteered to carry on the family tradition and take the helm of the monthly model contest as Bring 'n' Brag chair. Thanks to former BnB chair, and our new Assistant Superintendent Dominic Martinelli, for providing the model photos from which the following montage was made. The three top-placing members in the contest are shown here (photos by Dave Martinelli), as are the photos of their models and five additional models submitted in the contest. As you can see from the models, this month's category was **Non-Revenue Cars (including Caboosees)**.



Assistant Superintendent Dominic Martinelli presented the model contest winners with their certificates (from left to right): first place to **Bob DiBenedetto** for his Ohio Central transfer caboose in HO scale (see cover), second place to **Neal Schorr** for his Pennsylvania RR N5 cabin car in O scale (below left), and third place to **Rick Reichenbach** for his Erie caboose in HO scale (below right).

- Photos by Dave Martinelli



Center left: Susan Werner brought this green caboose, a Central Valley semi-craftsman kit that she assembled, painted and weathered; bottom left: Steve Ross showed his Maine Central caboose, an Atlas model that he heavily modified and lightly weathered.



Two members brought bobber cabooses: at center right, Frank Benders brought his kitbashed N scale WP&P Corp. caboose, while below that is Keith DeVault's M&K No. 7 caboose in HO scale and a second entry, an HO scale WM snow plow (bottom).




- Photos by Dominic Martinelli



Name	pts
Rick Montgomery	10
Rick Reichenbach	5
Neal Schorr	5
Bob DiBenedetto	3
Vinny Kaplack	2
Jim Braum	1
Dennis Lippert	1

The Bring'n'Brag contest will take place at the Picnic next month (July this year, August is our pause) and the category is **Vehicles**. When you arrive at the picnic, please see Dave to get your model situated.



Susan Werner, CEO
292 Salem Church Rd.
Belle Vernon, PA 15012
swerner48@yahoo.com

The Downeast Route

Cumberland and Lake Erie Railroad



"The Laurel Ridge Route"

D. E. Baker, V.P. of Operations
118 Laurlis Lane, Johnstown, PA 15904 dbakerr@aol.com



HUNTINGDON NORTHERN RAILWAY



"THE ALLEGHENY ROUTE"

R.J. Prehoda, Operations Manager

Serving Southwestern Pennsylvania with connections to:
B&O, CP&W, Erie Lackawanna, N&W, NYC, P&WV, PRR, WM



Snappy Service

Turtle Creek Railroad

"The Hardshell Route"

Ken Hanawalt, MMR
email: TurtleCreekRailroad@gmail.com
Operators Welcome!



MIDWEST R&R

Where Switching & Local Freight is Our Business



Owner & Operator
Bob DiBenedetto



rdemdsd40@yahoo.com



PRR Panhandle Division



George Pandellos, Chief Engineer
Member: NMRA, TCA, PRRT & HS



The ASPEN SUB along the B&O
from Morgantown to Keyser

Keith and Janet DeVault
546 Aspen Street, Morgantown, WV

The D-n-D LINE, trains at the Most Ut!

A "loose" part of the BLE RR

One Module: the road to Nowhere!

Many Modules: the road to Everywhere! Free-Mo!



PATH VALLEY LINES

HO/HON3



South Penn Branch

Vagel Keller, Gen'l. Manager
vckeller@comcast.net



FREEPORT AND CONEMAUGH

The Yellowjacket Line

SALTSBURG AND SLICKVILLE

Serving PA Coal Country

Robert Livrone, Owner/Operator Lower Burrell, PA



PENNSYLVANIA RAILROAD MIDDLE DIVISION

Hey kids, you too can be a fan of the
great Standard Railroad of the World!

Neal A. Schorr - Owner & Chief Engineer



MJC + LRR

RH Montgomery: Owner & Chief Engineer
Ohio River Northern Railway Club

Northern Division

"The Route of Steel Country"

YOUR PIKE AD HERE



Rutland & Rock Ridge

232 Old Farm Road
Cranberry Township, PA 16066
Haulin' Black Diamonds

Fred Roney, President
fredron@zoominternet.net



FORKS RIDGE RAILWAY



Gary P. Nastase - President & CEO
Kathleen A. Nastase - Train Wifey ... R.I.P.
207 State Street
Woodbury, PA 16695
Gumby15921@gmail.com

Route of the
Whitetail

THE O.R.N.Ry BUNCH

15 LAYOUTS AND GROWING
N-HO-O-G



PANHANDLE BRIDGE STEUBENVILLE, OHIO

Contact:

Robert DeBenedetto
rdemdsd40@yahoo.com
(740) 381-4595

NEW MEMBERS WELCOME

OHIO RIVER NORTHERN RAILWAY CLUB

Upcoming Titles of Interest

by Susan Werner, MMR

Several interesting titles have become available to us and can be purchased through the Company Store. I have examined several of these titles and present the following book reviews for your consideration. Please let me know if you are interested in purchasing a copy of one or more of these books, and they can be ordered or reserved for you to pick up at the picnic or an upcoming monthly meeting.

Garbely Publishing: Their most recent release is **Trackside in Eastern Canada with the Plants**. This 80-page book covers the Canadian National, Canadian Pacific and many regionals and shortlines in the area. List price is \$60.00. Next up will be the **Lackawanna Electrics: MU Cars** in early August.

Old Line Graphics: This publisher is one of the pioneers in all color books. Their products improved with each new release and have always been well received by buying community. They were produced at a time when a press run of 5000 units was not uncommon. Like most things, sales did slow over time and for a number of years they were off the visible market place. They popped up again a few years ago and have remained a steady seller since then. Good reproduction and by today's standard, a very reasonable price, have keep them in that position. The publisher recently did a long overdue inventory and unearthed a small quantity of **L&N Cumberland Valley Division** books. This had been considered out of print for a while now. When the offer was made, we quickly gobbled up the found inventory and are happy to once again add it to our available listing. Price is still \$30.00 which for an all color, hard cover book is every appealing. Presently there are less than 30 copies available. Also to note, their **B&O Vol. 2: Cumberland to Chicago** has less than 50 pieces remaining and the inventory of **Interstate** is below 100. All other listed titles have ample supply.

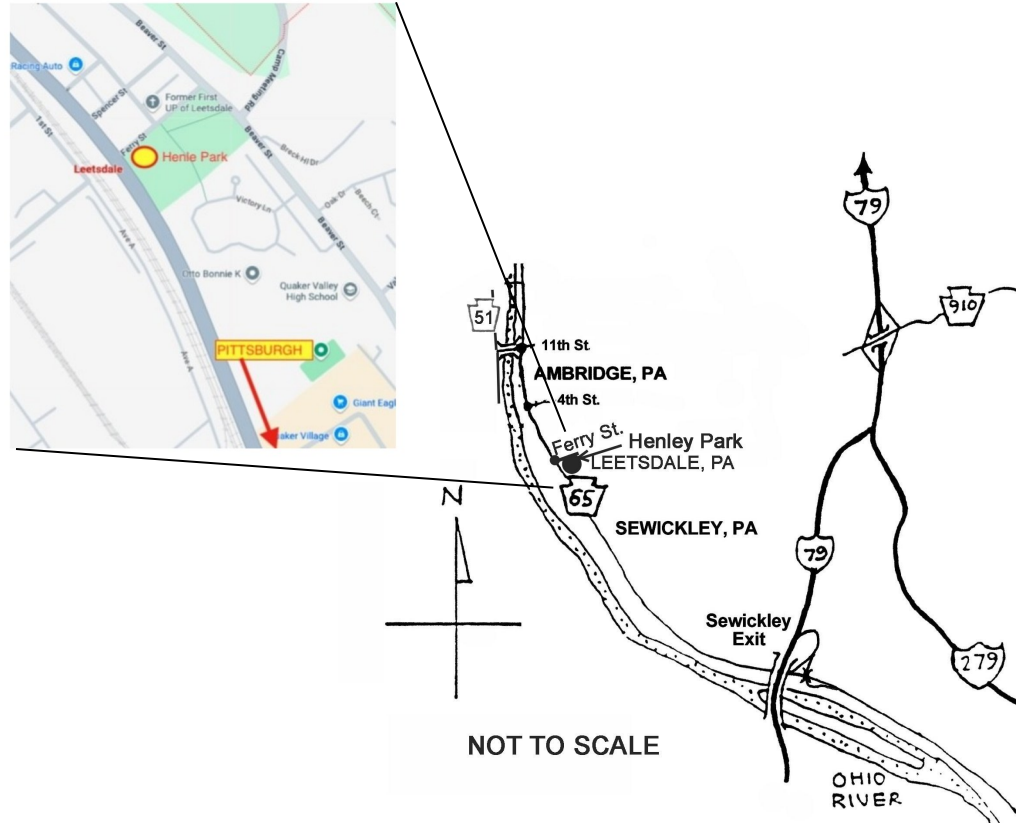
Silverlake Images: This publisher continues to release an interesting and diverse line of product. Recently arrived is the next in their MCA series titled **Vol. 73 Trolley Coaches**. Following the format of the previous 72 editions, this is a catalog reprint of the manufacturer's literature. While the page count varies from title to title, the price remains at \$35.00. Also just received is **Exploring SOO Line Motive Power Vol. 1: Between Neenah, Chicago and Davenport 1978 – 1990**. Authored by David Leider, it is illustrated with the photography of Randy Williams. Its 84 pages are filled with color photos, text, maps and timetable page reproductions. Price is \$50.00. In the newly announced column comes **Santa Fe to BNSF The Transition Years 1987-2014** by Kurt Reisweber. Expected is a look at changing California rail scene as the Santa Fe Railway became half of the BNSF System. All, color, 150 pages and carrying a list price of \$65.00, this book is expected in late July. At the same time, heading out the door is **Exploring the C&NW in Iowa & Illinois**. Less than 20 pieces remain and the publisher does not plan to return it to inventory once it is gone. There is a strong and aggressive intention by this publisher to provide more titles over the next 6 to 8 months. The range of topics expected to cover a large portion of the country.

White River Productions: Delivered in the last two months have been **Railroad Life: On the Road with Mike Bednar Vol. 4** and **Railway Express Agency and its Place in the Express Industry**. While both have been well received, the REA book has seen strong, country wide appeal. Just arrived is a new modeling book titled **Realistic Scenery for Model Railroads**. Priced at \$34.95, this 96-page book provides up to date tips and techniques for creating impressive terrain. This should be of interest to model railroaders as well as others such as military modelers who create display dioramas.

MEETING TIMETABLE

July 19: Leetsdale, PA

Our July meeting takes place during our annual picnic (details and call for volunteers, see page 3 above), to be held again at Henle Park in at the Ohio Valley Lines model railroad club (**Ferry Street, Leetsdale, PA 15056**). For your viewing pleasure, there is a 1:1 scale Class 1 Railroad operating just across the highway (PA-65) from our picnic site, so we often pause the festivities to turn our attention to the prototype Norfolk Southern locomotives and freight cars that pass by. Note: this is one week after UP 4014 (Big Boy) is scheduled to pass by this very same spot.



*The maps provided are for general orientation; as always, **please use a real map (or GPS) to plan your trip.***

September 20: Weirton, WV










This year, we switched our summer holiday month to August (instead of July), so for our next meeting after the picnic, we return to the Weirton Area Museum & Cultural Center (**3149 Main Street, Weirton, WV 26062**). At this writing, the program is not yet set.



The Keystone Flyer
 Division Two, NMRA, MCR
 P.O. Box 223
 Gastonville, PA 15336



NEXT MEETING:
 Leetsdale, PA: Henle Park, Division Two picnic, July 18

<p>Montour Railroad</p> <p>FAST FREIGHT SERVICE EMPLOYEE OWNED SINCE 1985 JEFF GREGG - PRESIDENT Phone 724-348-5855 Finleyville, PA</p> 	<p>ERIE Connecting Railroad Company</p>  <p>Richard Reichenbach - Operations Manager 162 Clearwater Drive, Ellwood City, PA 16117 Ricky759@outlook.com</p>
 <p>Mon Valley Railroad Historical Society 5000 Greenbag Road, Unit D-13 Morgantown, WV 26501</p> <p>Meeting Thursdays at 7:00 PM</p> <p>www.MVRRHS.org Call Rich Henderson (304) 276-1046 for more info</p>	 <p>MID-MON VALLEY MODEL RAILROAD CLUB</p>  <p>159 Main Street, New Eagle, PA Meetings: Fridays 7:30 pm</p>
 <p>Visitors Welcome MEMBERSHIP OPEN</p> <p>FRIDAYS 7pm-2am SUNDAYS 1pm-7pm</p> <p>2209 Walnut St. McKeesport. PA mckeesportmodelrr.com</p>	 <ul style="list-style-type: none"> • HO & N Scale Layouts • T-TRAK Modular Display Layout • Extensive Library & Video Collection <p>OHIO VALLEY LINES 1225 MERCHANT ST AMBRIDGE PA 15003</p> <p>www.ohiovalleylines.org info@ohiovalleylines.org Open Every Monday 7:30PM – 10:00PM Memberships available!!</p>
<p>All aspects of "S":</p> <ul style="list-style-type: none"> • Scale • Narrow Gauge • Hirail • American Flyer <p>Monthly meetings Two portable layouts Membership open Contact: Jon Knox 724-287-6829</p> 	 <p>BEAVER COUNTY MODEL RAILROAD and HISTORICAL SOCIETY</p>  <p>416 6th St. Monaca, PA 15061 Visitors Welcome</p> <p>Worknights: Tuesdays 7:30 www.bcmrr.railfan.net</p> 

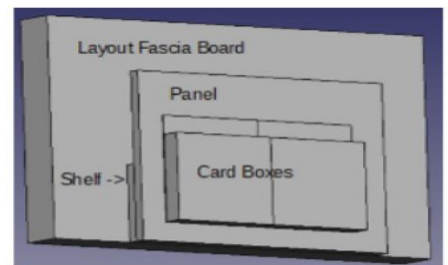

On Operation, Part 8: Construction and Use of a Card Box

by Ken Hanawalt, MMR

This is one of a series of monthly columns about layout and operating system design. This is one of a series of monthly columns about layout and operating system design. In the previous column, I described a spreadsheet method of printing car-card envelopes and waybills. This column will describe a method of creating and attaching boxes to the layout fascia to hold the cards (envelopes containing waybills) during operating sessions and some ideas about how to use and distribute the cards.

Card boxes are available for purchase from Micromark, but they are easy to make at home. Either way you can improve their use by attaching an extra “shelf” behind a row of boxes to aid in sorting cards during car switching. This helps to keep cards off the layout surface (leaning against cars for example) and makes it less likely that operators will take cards home in their pockets.

If you are just getting started with car cards, an easy way to make some boxes to test the approach, is to make a template with the sizes shown at right and then trace it onto card-board sheets to be cut out,



folded up, and taped. A row of the boxes can then be glued to a 1/8 thick Masonite panel as shown in the illustration, with the side of the boxes 3/4 inch from the side of the panel and the bottom of the boxes 5/8 inch above the bottom of the panel. This makes room for clamps or screws to hold the assembly to the fascia. I make the panel 4 3/8 inch high and 1 1/2 wider than the width required to hold a box for each spur at a town, plus one extra box for the train. I place a label on each box with the name of the corresponding spur. Behind the panel, I glue another piece of Masonite 2 in high to serve as a card shelf. During switching, cards for cars to be dropped can be placed on the shelf behind the box for the spur where the car is to be dropped.



The photo at left shows box car TCR 5040 waiting to be delivered to Machine & Tool, with the card on the shelf behind the card box. When the car is delivered, the card will be turned to the next position (position 2) and placed in the back of the box. Car DL&WQ 51966 will be picked up and returned to the branch.

While car cards certainly add to the fun and realism of an operating session, they do not completely control the flow of trains and cars on the layout. I like to have a story about each train that names the train and gives a description of the work it should do. On the Julius FreeMo HO module example, the story is that the town of Julius is at the junction of the FM railroad mainline and the TCR east branch. Twice a day, a train arrives from the TCR with some cars for the town of Julius and/or for the interchange track with the FM. The TCR train also picks up cars from sidings at Julius and from the interchange that are destined for the TCR. This information is placed on a Train Card that is kept with the deck of Car Cards for the train.

Train cards can have whatever information the train crew needs to operate the train. This might include: the name of the train; when the train should be run (a time of day, a position in a timetable, a signal indication, or when dispatched); the train starting location; any meets or passes the train will encounter; the priority of the train relative to others; guidance for handling car cards and deciding what cars to pick up; and where the train is to terminate. The illustration below shows example train card information for Julius.

GUEST COLUMN

The typical TCR train card, as illustrated at right, describes the method used for handling the car cards for a switching operation. When the train arrives at a destination town, the operator (conductor) goes through the deck of car cards and pulls out any cards for cars to be dropped at the town. The other cards are placed in the train card box. The pulled cards are placed on the car box shelf so they show just above the cards in the box for the siding where the cars will be dropped. The operator then drops the indicated cars at the back of the siding indicated on the car card and picks up the car that is at the front of the siding (the car shown on the label on the front of the box). When the car is dropped, the operator turns the card waybill to the next destination and moves the card from the shelf into the back of the box. When the car in front is picked up, the operator takes the corresponding card from the front of the siding box and places it in the train card box.

TCR East Branch Train - Run when dispatched - Travel east from TCR branch to Julius - For each car to be dropped, place the card on the shelf behind the box for the spur. - Drop cars at back of spurs, turn cards to next position, put cards in back of card box. - Pick same number of cars from the spur front, place cards for picked cars in train box. - When switching is complete return by backing west on the branch to TCR

When all of the cars in the arriving train have been dropped and the indicated cars have been picked, the operator then backs the train onto the branch to return to the TCR. If the module is connected to others, a mainline train might arrive and switch the cars on the FM interchange. But in standalone mode, the next train arriving from the branch switches the interchange like any other siding, imagining that the cars are different from the ones left there previously - part of the idea of selective compression.

You might note that this operation is like many on the prototype where a train originating at a yard delivers cars to a local town or group of towns, picks up other cars whose customer processing is complete and then returns to the yard. In this case, the car card can specify the yard as one of the destinations, or as on the Julius module, this can be specified by the the card instruction - and the car card can just specify the next destination after the yard stop.

You might also note that it is not entirely realistic for the train to always pick a car from each siding where a car is dropped, or to pick the same number of cars as the number dropped. The rules for what a train does are independent of the idea of using car cards. I do not use the same rule for every train. In a future column, I will suggest some alternate rules that you might prefer.

If you have questions or would like to try operations on the TCR, you may send a message to me, _____
_____ Operation is much easier than all this writing might imply. Come on out and give it a try.