

Telegraph Office - Assembly Instructions


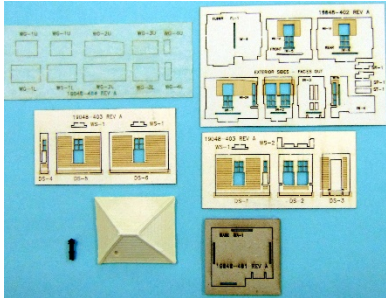


Div. 2 `Keystone', MCR, NMRA


N Scale




Parts




Install smoke jack then set roof aside.




Install `glass' outside for upper window and inside for lower window.



Install inner walls on floor.




Install




Attach outer walls to inner walls.



building on base.



Add window sills.



Cut two $\frac{3}{4}$ " long strips from the window carrier for the desk and counter top. Round one end of the countertop.



Install stair stringers.



Add steps.



Add roof.